


Replace the right footpeg holder and swingarm pivot bolt into their original position.
Install the footpeg/muffler bracket socket bolts.
Temporarily tighten the socket bolts.

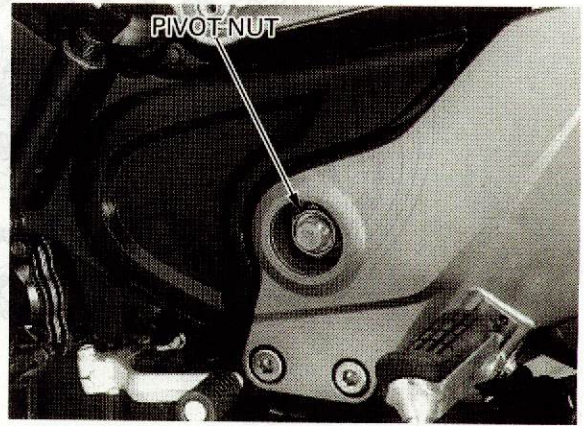


Install and tighten the swingarm pivot nut to the specified torque.

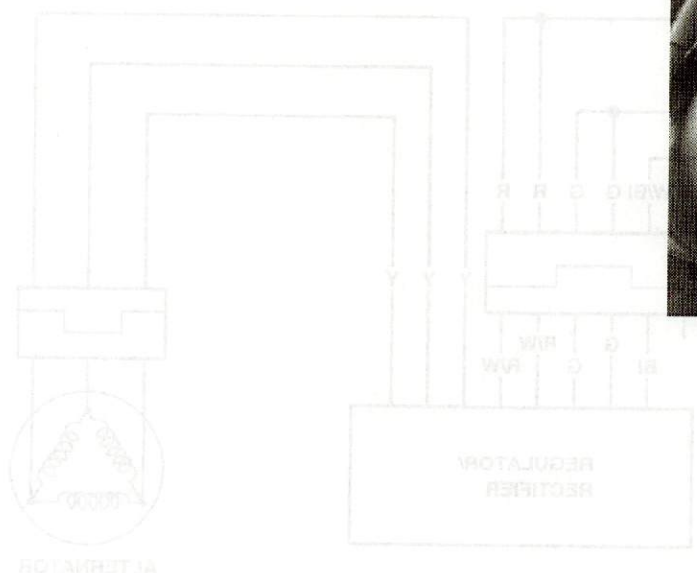

TORQUE: 93 N·m (9.5 kgf·m , 69 lbf·ft)

Tighten the footpeg/muffler bracket socket bolts to the specified torque.

TORQUE: 39 N·m (4.0 kgf·m , 29 lbf·ft)



Install the swingarm pivot caps.



- Y YELLOW
- G GREEN
- R RED
- W WHITE
- BI BLACK