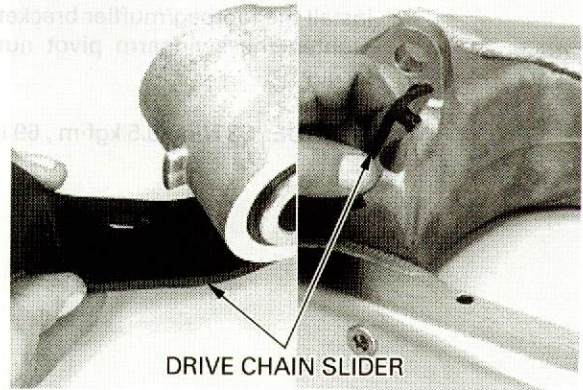



Install the drive chain slider aligning its tabs with the holes in the swingarm.



Apply a locking agent to the drive chain slider bolt threads.
Install the collars and bolts, then tighten the bolts to the specified torque.

TORQUE: 9 N·m (0.9 kgf·m , 6.5 lbf·ft)

Install the drive chain adjusters.




INSTALLATION

Apply thin coat of grease to the swingarm pivot bolt surface.

The swingarm pivot bolt tip does not project more than 10 mm from the left swingarm end.

Install the swingarm into the frame, then install the pivot bolt from the right side.



Install the left muffler bracket onto the swingarm pivot bolt.

