
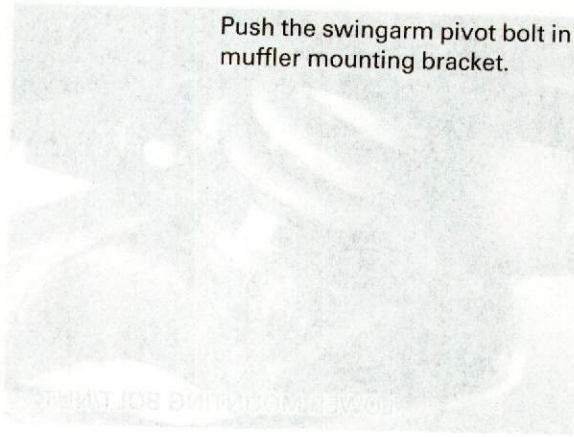

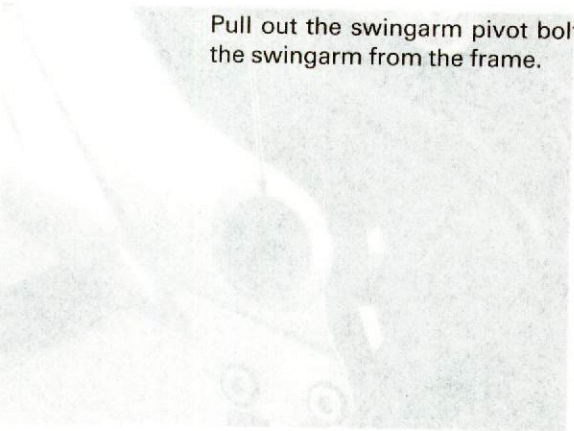


## REAR WHEEL/SUSPENSION

Push the swingarm pivot bolt in and remove the left muffler mounting bracket.



Pull out the swingarm pivot bolt and then remove the swingarm from the frame.


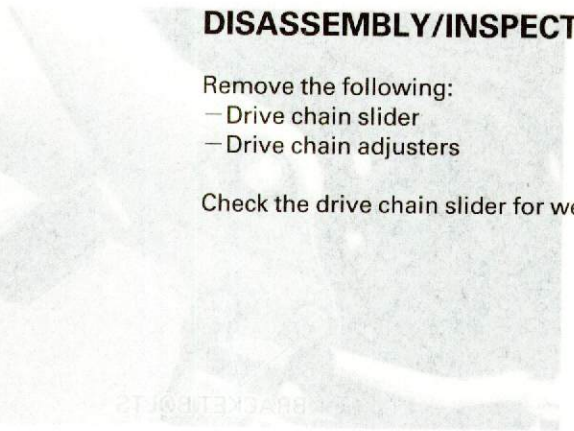


### DISASSEMBLY/INSPECTION

Remove the following:

- Drive chain slider
- Drive chain adjusters

Check the drive chain slider for wear or damage.



Remove the side collars and dust seals from the swingarm right pivot.

Check the dust seals and side collars for damage or fatigue.

