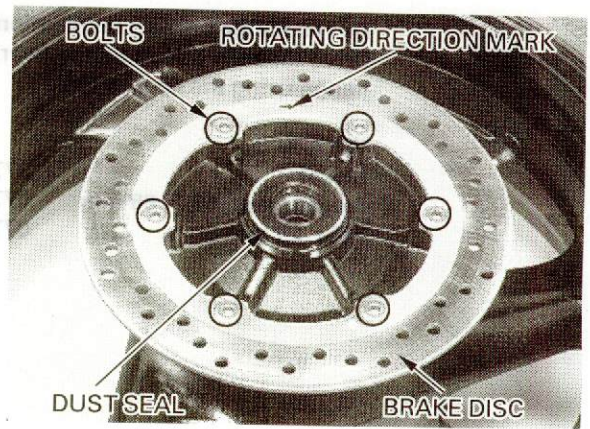


## REAR WHEEL/SUSPENSION

Install the brake disc with its rotating direction mark facing out.  
Install and tighten the new bolts to the specified torque.


**TORQUE:** 42 N·m (4.3 kgf·m , 31 lbf·ft)




### INSTALLATION

Apply grease to the side collar inside and grooves.

Install the side collars.



Install the rear brake caliper bracket onto the guide of the swingarm.



Place the rear wheel into the swingarm.  
Install the drive chain over the driven sprocket.  
Install the axle from the left side.

