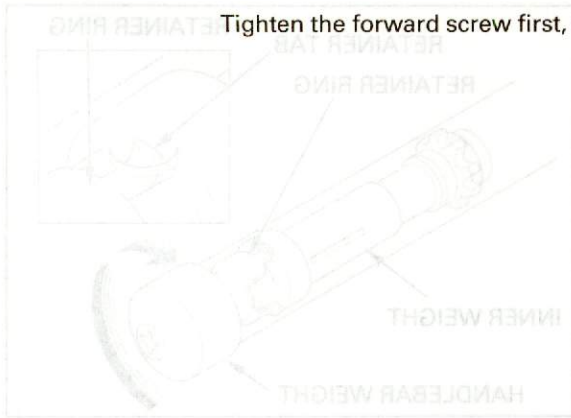
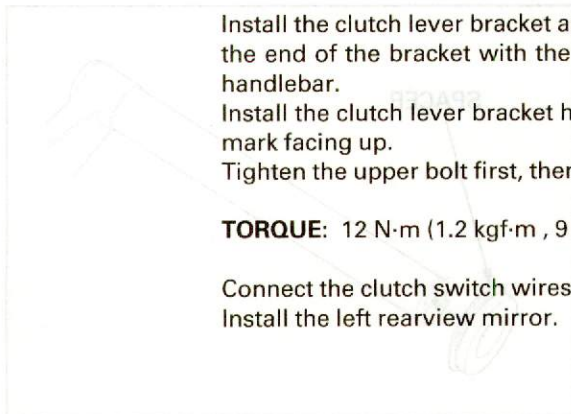


FRONT WHEEL/SUSPENSION/STEERING




Tighten the forward screw first, then the rear screw.



Install the clutch lever bracket assembly by aligning the end of the bracket with the punch mark on the handlebar.
Install the clutch lever bracket holder with the "UP" mark facing up.
Tighten the upper bolt first, then the lower bolt.

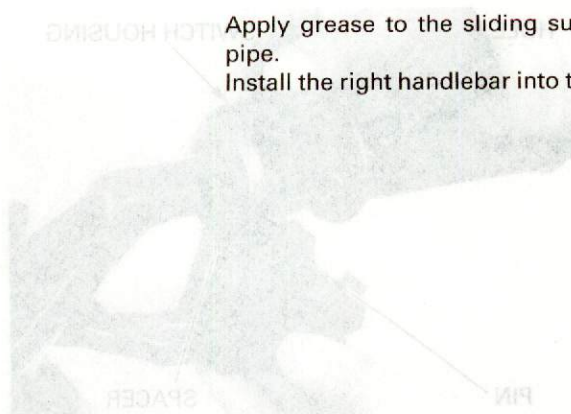

TORQUE: 12 N·m (1.2 kgf·m, 9 lbf·ft)

Connect the clutch switch wires.
Install the left rearview mirror.



RIGHT HANDLEBAR INSTALLATION

Connect the throttle cable ends to the throttle pipe.



Apply grease to the sliding surface of the throttle pipe.
Install the right handlebar into the throttle pipe.

