



Remove the washer.




Remove the ignition pulse generator rotor cover (page 17-8).

Align the primary drive gear and sub-gear teeth with a screwdriver as shown. Pull out the clutch outer.



Remove the oil pump driven sprocket bolt/washer. Remove the oil pump drive/driven sprocket and drive chain as an assembly.

Remove the clutch outer guide.



INSPECTION

Clutch lifter bearing

Turn the inner race of the lifter bearing with your finger. The bearing should turn smoothly and freely without excessive play. If necessary replace the bearing.

