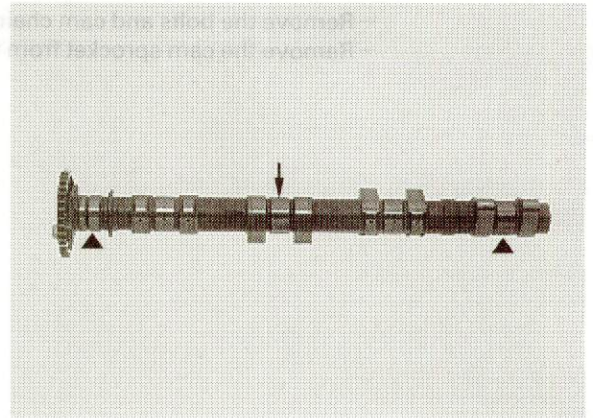


CYLINDER HEAD/VALVES

CAMSHAFT RUNOUT

Support both ends of the camshaft with V-blocks and check the camshaft runout with a dial gauge.

SERVICE LIMIT: 0.05 mm (0.002 in)



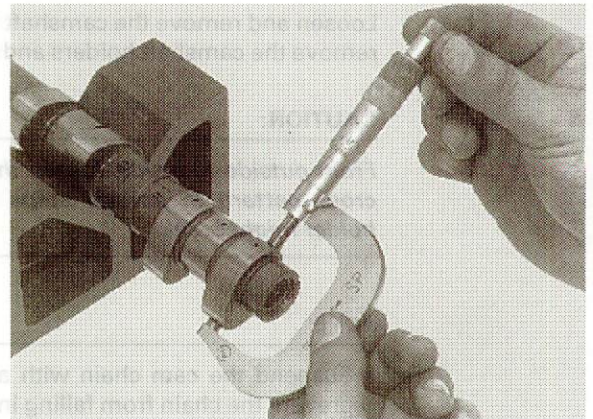
CAM LOBE HEIGHT

Using a micrometer, measure each cam lobe height.

SERVICE LIMITS:


IN: 38.02 mm (1.497 in)

EX: 38.08 mm (1.499 in)



CAMSHAFT OIL CLEARANCE

Wipe any oil from the journals of the camshaft, cylinder head and camshaft holders. Lay a strip of plastigauge lengthwise on top of each camshaft journal.



Install the camshaft holders and tighten the bolts in a crisscross pattern in 2–3 steps.

NOTE:

Do not rotate the camshaft when using plastigauge.

TORQUE: 12 N·m (1.2 kgf·m, 9 lbf·ft)

