



Check the PAIR check valve for wear or damage, replace if necessary.




CAMSHAFT REMOVAL

Remove the cylinder head cover (page 8-5).

Avoid damaging the cam pulse generator while removing the camshafts, remove the bolts, sealing washers and cam pulse generator from the cylinder head.



Remove the timing hole cap and O-ring.



Turn the crankshaft clockwise, align the "T" mark on the ignition pulse generator rotor with the index mark on the ignition pulse generator rotor cover. Make sure the No. 1 piston is at TDC (Top Dead Center) on the compression stroke.

