



Install the rear/lower engine hanger bolt.



Install the rear upper engine hanger with the distance collars.

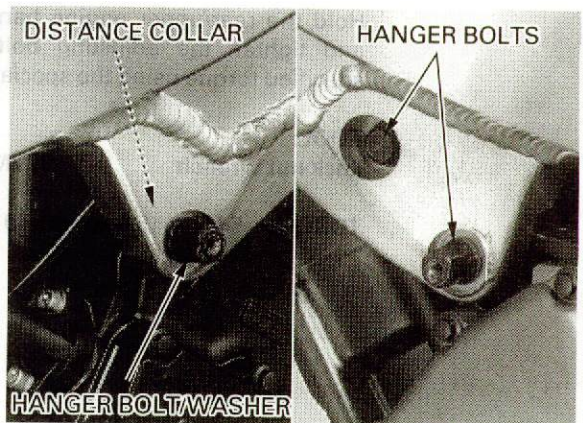


Install the distance collar, washer and right engine hanger bolt.

Install the left engine hanger bolts.

CAUTION:

Install the right and left front engine hanger bolts in their proper locations. Improper installation will damage the cylinder head.



Tighten the rear/lower engine hanger adjusting bolt to the specified torque.

TORQUE: 11 N·m (1.1 kgf·m , 8 lbf·ft)

