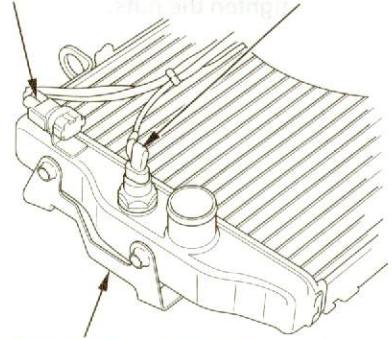


## COOLING SYSTEM

Connect the fan motor switch cord to the fan motor switch.  
Install the radiator sub-harness connector to the radiator bracket.  
Install the radiator grill brackets and tighten the bolts.

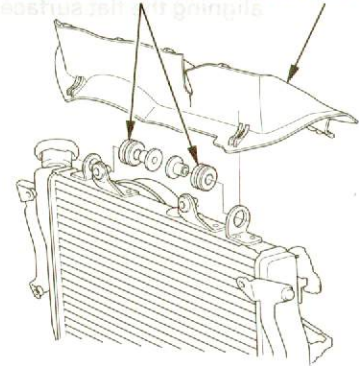
HARNESS CONNECTOR SWITCH CONNECTOR



RADIATOR GRILL BRACKET

Install the heat guard rubber onto the radiator aligning its slits with the radiator mounting bosses.  
Install the grommets and collars into the radiator mounting brackets.

GROMMETS/COLLARS HEAT GUARD



## INSTALLATION


### CAUTION:

***Be careful not to damage the radiator core.***

Install the heat guard rubber bosses into the cylinder head holes.

Install the radiator assembly, aligning its grommets with the bosses on the upper and lower brackets.

UPPER GROMMET



LOWER GROMMET

RADIATOR

Install the washer and radiator upper mounting socket bolt, then tighten the socket bolt.

SOCKET BOLT

