
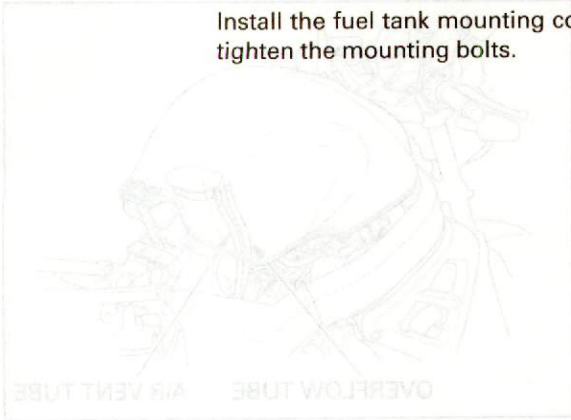

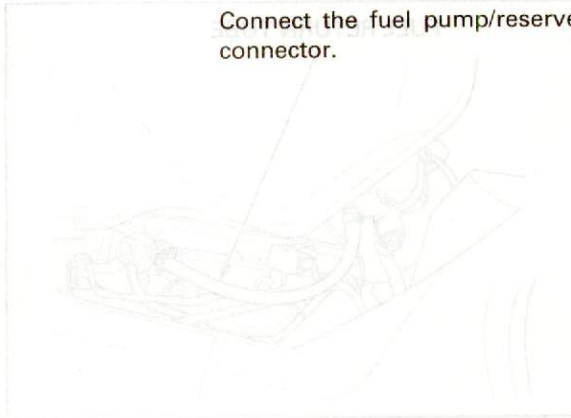


FUEL SYSTEM (Programmed Fuel Injection)

Install the fuel tank mounting collar and bolts, then tighten the mounting bolts.



Connect the fuel pump/reserve sensor 2P (Black) connector.


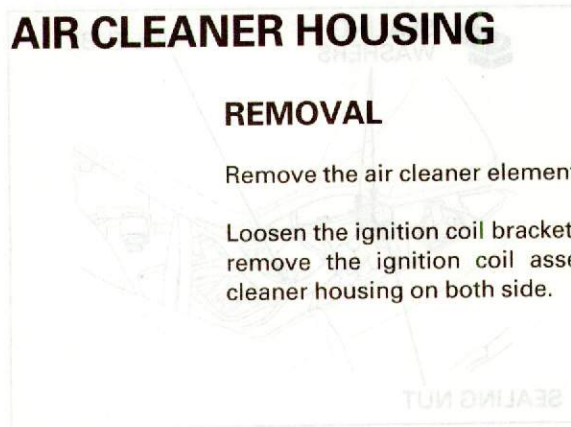


AIR CLEANER HOUSING

REMOVAL

Remove the air cleaner element (page 3-5).

Loosen the ignition coil bracket mounting bolt, then remove the ignition coil assembly from the air cleaner housing on both side.



Disconnect the PAIR air suction hose from the air cleaner housing.

