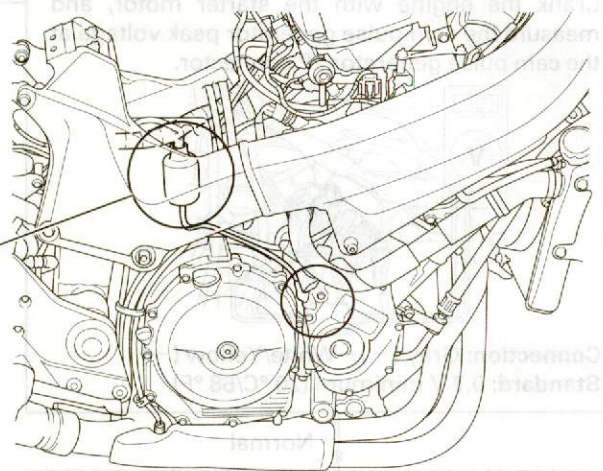
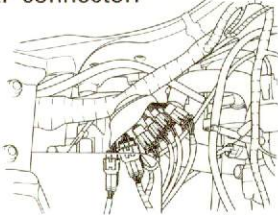


FUEL SYSTEM (Programmed Fuel Injection)

PGM-FI MALFUNCTION INDICATOR 19 BLINKS (IGNITION PULSE GENERATOR)

Turn the ignition switch OFF.

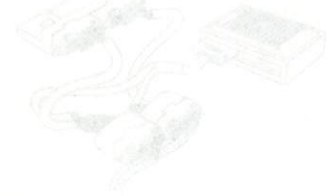
Disconnect the ignition pulse generator 2P connector.
Check for loose or poor contact on the cam pulse generator 2P connector.



Connect the ignition pulse generator 2P connector.
Place the motorcycle on its side stand.
Turn the ignition switch ON and check the malfunction indicator blinks.

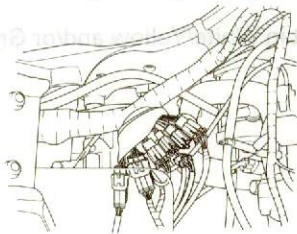
No blinks

- Loose or poor contacts on the ignition pulse generator 2P connector



19 blinks

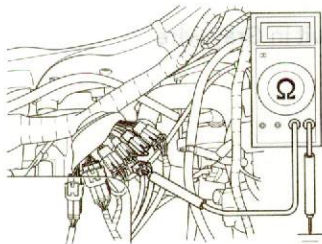
Turn the ignition switch OFF and the engine stop switch OFF.
Disconnect the ignition pulse generator 2P connector.



Continuity

- Faulty ignition pulse generator

Turn the ignition switch OFF.
Check the continuity between the ignition pulse generator connector terminal and ground.



Connection: White/Yellow – Ground
Yellow – Ground
Standard: No continuity

No continuity