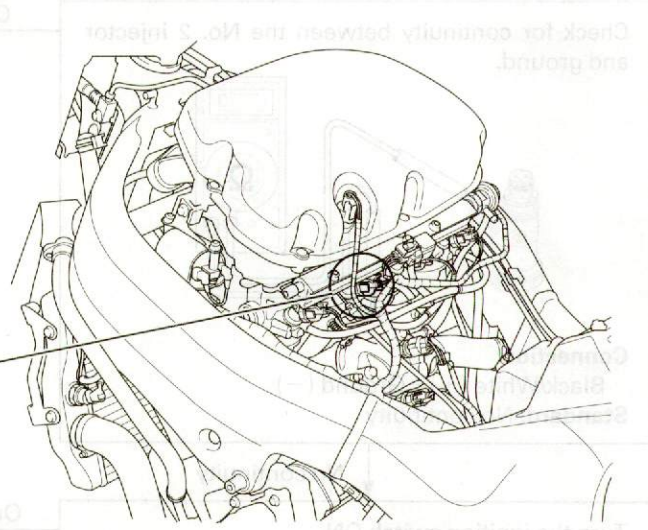
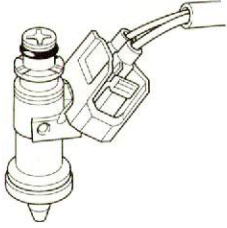


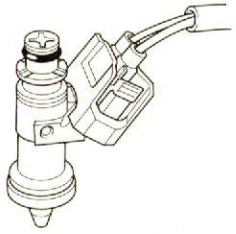
PGM-FI MALFUNCTION INDICATOR 13 BLINKS (NO. 2 INJECTOR)

Turn the ignition switch OFF.

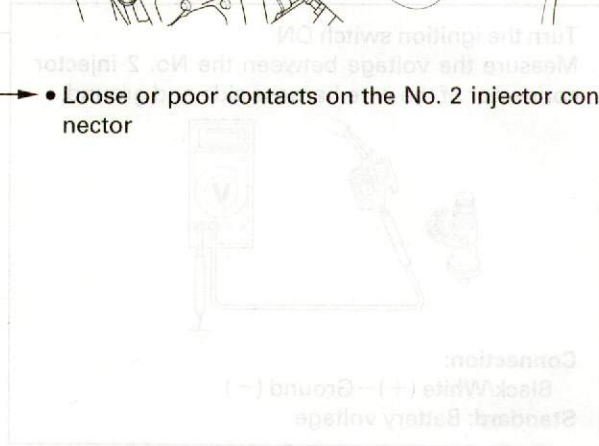
Disconnect the No. 2 injector 2P connector.  
Check for loose or poor contact on the No. 2 injector 2P connector.



Connect the No. 2 injector 2P connector.  
Place the motorcycle on its side stand.  
Turn the ignition switch ON.  
Check the malfunction indicator blinks.

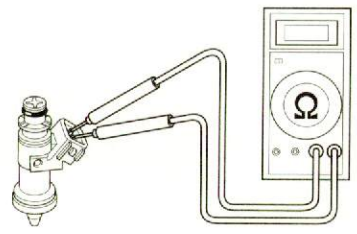


No blinks → • Loose or poor contacts on the No. 2 injector connector

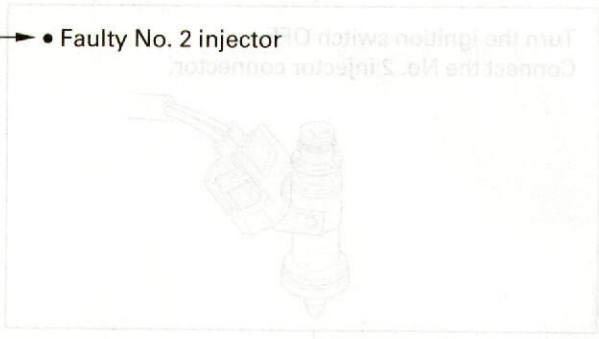


13 blinks

Turn the ignition switch OFF.  
Disconnect the No. 2 injector 2P connector and measure the resistance of the No. 2 injector.



Abnormal → • Faulty No. 2 injector



**Connection:**  
Black/White (+) – Pink/Blue (–)  
**Standard:** 13.0 – 14.4 kΩ (20 °C/68 °F)

Normal

