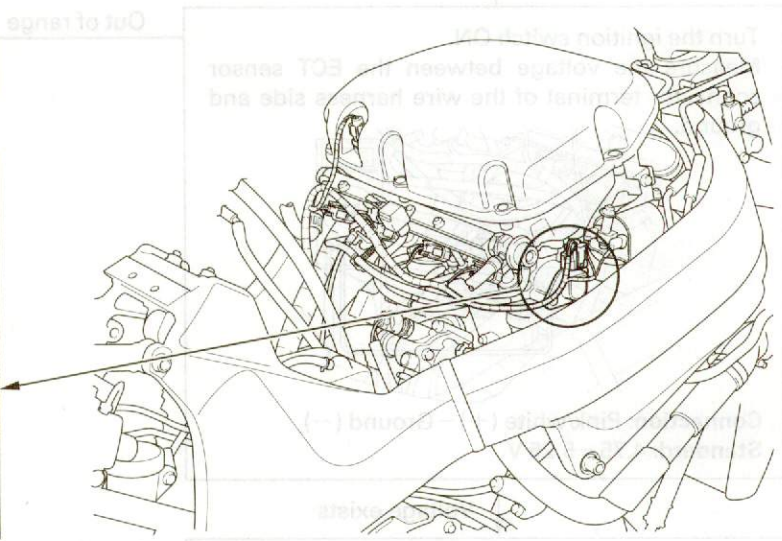
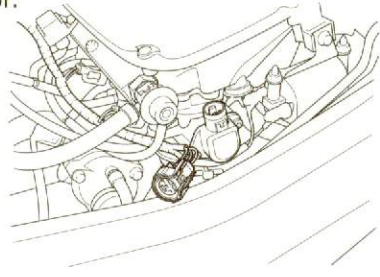


FUEL SYSTEM (Programmed Fuel Injection)


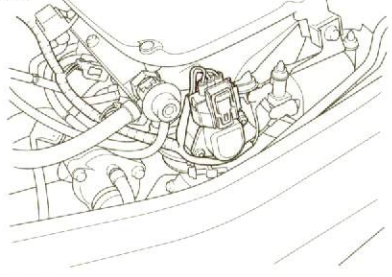
PGM-FI MALFUNCTION INDICATOR 8 BLINKS (TP SENSOR)

Turn the ignition switch OFF.

Disconnect the TP sensor 3P connector.
Check for loose or poor contact on the TP sensor connector.



Connect the TP sensor connector.
Place the motorcycle on its side stand.
Start the engine and check the malfunction indicator blinks.



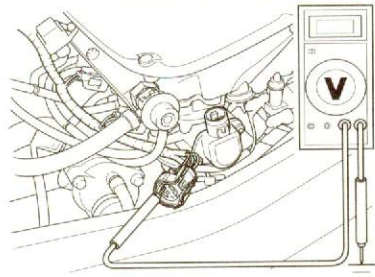
No blinks

- Loose or poor contacts on the TP sensor connector

8 blinks

Turn the ignition switch OFF.

Disconnect the TP sensor 3P connector.
Turn the ignition switch ON.
Measure the voltage between the wire harness side connector terminal and ground.



Connection: Yellow/Red (+) – Ground (-)
Standard: 4.75 – 5.25 V

Out of range

- Open or short circuit in the Yellow/Red wire
- Loose or poor contact on the ECM connector

Voltage exists