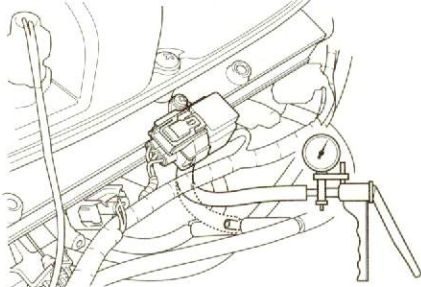


FUEL SYSTEM (Programmed Fuel Injection)

PGM-FI MALFUNCTION INDICATOR 2 BLINKS (MAP SENSOR)

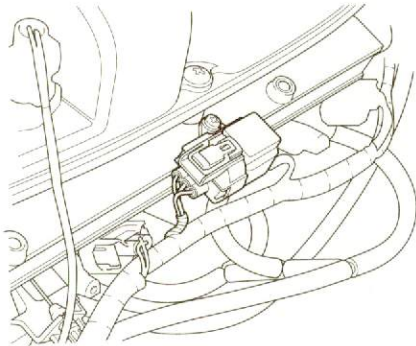
Turn the ignition switch OFF.

Disconnect the tube from the MAP sensor. Connect the vacuum gauge between the throttle body and the MAP sensor using a 3-way joint. Start the engine and measure the manifold absolute pressure at idle speed.



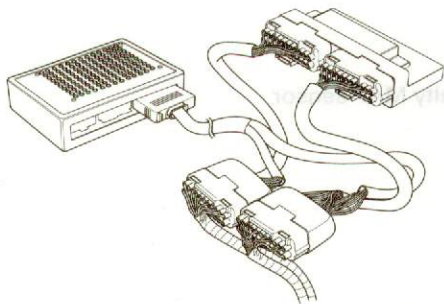
Standard: 140–190 mm Hg

Disconnect the vacuum gauge and connect the tube to the MAP sensor.



Normal

Disconnect the ECM connectors. Connect the test harness to the ECM connector.



Replace the ECM with a new one and inspect it again.

