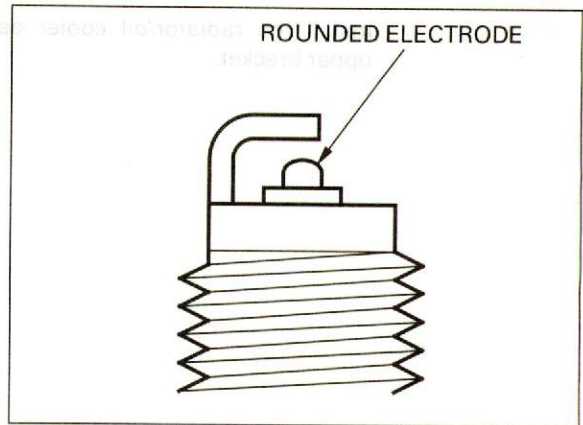


*Always use specified spark plugs on this motorcycle.*

Replace the plug if the center electrode is rounded as shown in the illustration.

**SPECIFIED SPARK PLUG:** CR8EHVX-9 (NGK)

Check the gap between the center and side electrodes with a wire type feeler gauge.



**CAUTION:**

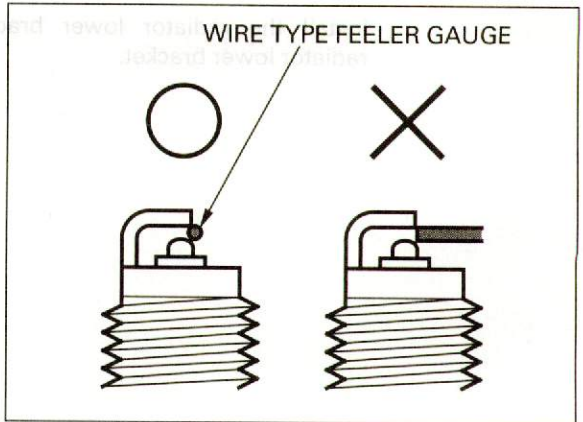
**To prevent damaging the platinum coating of the center electrodes, use a wire type feeler gauge to check the spark plug gap.**

Make sure that the 1.0 mm (0.04 in) plug gauge does not insert between the gap.

If the gauge can be inserted into the gap, replace the plug with a new one.

**CAUTION:**

**Do not adjust the spark plug gap. If the gap is out of specification, replace with a new one.**

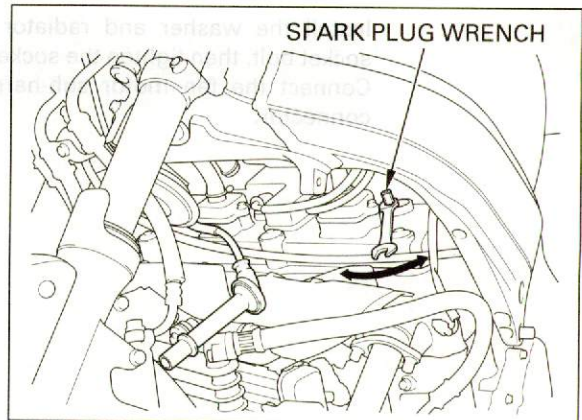


Reinstall the spark plug in the cylinder head and hand tighten, then torque to specification.

**TORQUE:** 12 N·m (1.2 kgf·m , 9 lbf·ft)

If using the new plug, install as follows:

Install and hand tighten the new spark plug, then tighten it about 1/2 turn after the sealing washer contacts the seat of the plug hole.



Install the spark plug caps.

