
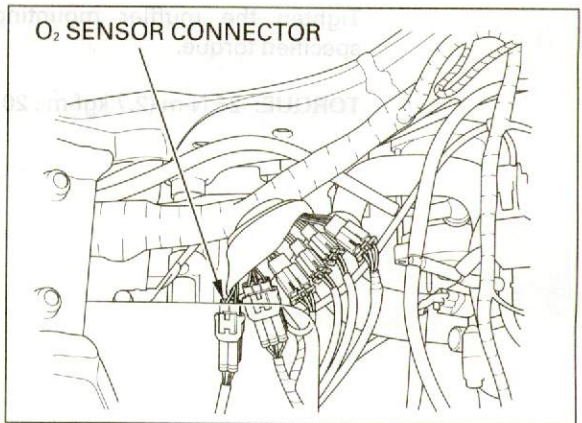


Route the O₂ sensor wire and clamp it with a wire clamp.
Fasten the O₂ sensor wire and fuel tank breather tube and overflow tube with a wire band.




Connect the O₂ sensor 4P (Gray) connector.



Remove the fuel tank support tool and close the fuel tank.
Install and tighten the fuel tank mounting bolts/washers.

Install the following:
– Seat (page 2-2)
– Radiator grill (page 2-4)



Install the new gasket into the muffler.

Install the mufflers.

NOTE:

At muffler installation, align the grommet of the muffler with the hook of the muffler bracket as shown.

