
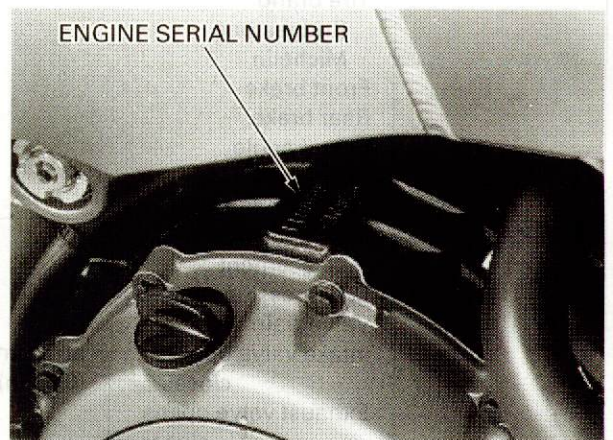


MODEL IDENTIFICATION



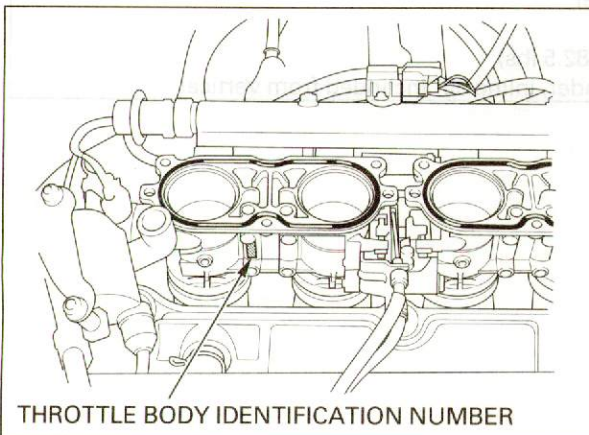
FRAME SERIAL NUMBER

(1) The frame serial number is stamped on the right side of the steering head.



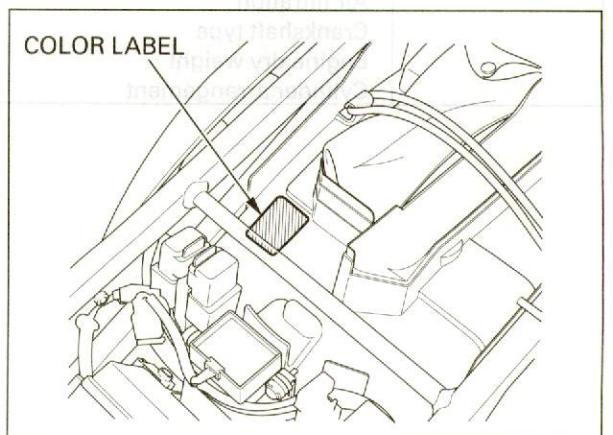
ENGINE SERIAL NUMBER

(2) The engine serial number is stamped on the right side of the upper crankcase.



THROTTLE BODY IDENTIFICATION NUMBER

(3) The throttle body identification number is stamped on the intake side of the throttle body as shown.



COLOR LABEL

(4) The color label is attached as shown. When ordering color-coded parts, always specify the designated color code.